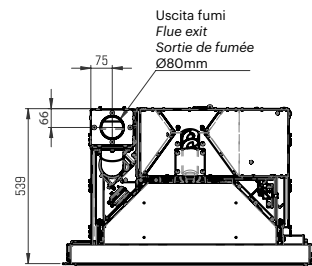
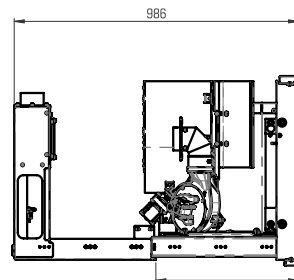
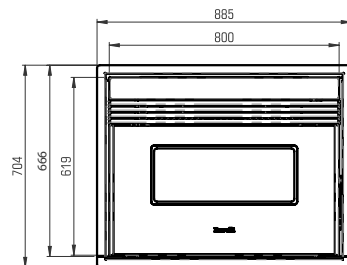


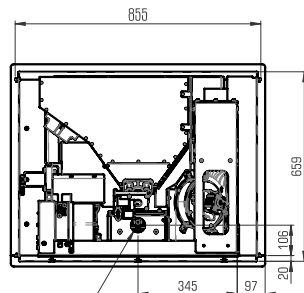
RBV 8008

Disegno tecnico - Dessin technique - Technical drawing

Ravelli®
il fuoco intelligente



Corsa Uscita
Stroke
Sortie maximale de l'insert
447mm



Ø48 (ENTRATA ARIA)

Entrata aria
Air inlet
Prise d'air
Ø48mm

Ingombri
Encumbrances
Encombres

